Sansure

" INNOVATING DIAGNOSTICS FOR ALL. "

NOTICE: This brochure is for reference purpose only and subject to change without notice.

SANSURE BIOTECH INC.
Add: No.680, Lusong Road, Yuelu District, Changsha, Hunan Province, 410205, P.R. China

+86-731-88883176-6116 info@sansure.com.cn support@sansure.com.cn http://www.sansureglobal.com

Version: 22.06.28

Product Catalog

Complete Molecular Diagnostic Solutions for Laboratory

www.sansureglobal.com

ABOUT SANSURE

Founded in 2008, Sansure Biotech Inc. is an integrated solution provider with independent innovation of molecular diagnosis and gene technology as the core, integrating medical diagnostic reagents, nucleic acid diagnostic instruments, laboratory solutions and third-party testing services. It has become the national demonstration center of gene detection technology application, the national local joint engineering research center of infectious diseases and tumor gene diagnosis technology and the national post doctoral research station. At present, it has become a first-class benchmark enterprise in the global molecular diagnosis industry and a leading enterprise in the domestic molecular diagnosis industry. Sansure was listed on the Science and Technology Innovation Board of Shanghai Stock Exchange in August 2020.

Sansure devotes on providing the best solution of molecular diagnostic, over 40% employees work for R&D and technical departments, over 500 products include infectious disease prevention and control, cancer prevention and control, maternal and child health, blood screening, outbreak prevention and control, chronic disease management and other fields, such as viral hepatitis, HPV diagnosis, joint examination of venereal diseases, joint examination of respiratory tract, etc., as well as fully automated nucleic acid extraction system, portable molecule workstation, real-time PCR. Sansure can provide more than 2200 kinds of high-quality testing services, forming a whole industry chain system solution integrating nucleic acid testing reagents, nucleic acid testing instruments, sequencing services, third-party medical testing services, and molecular laboratory co-construction, leading the industry to the "Five" direction of "high precision, simplicity, automation, systematization, and mobility". Sansure standardized the industry to be more higher precision, simplicity, automation, systematization and mobility. At present, the products have been used in more than 3000 benchmarking medical institutions in China and exported to 160 countries and regions around the world.

Sansure adheres to the concept of "let the world know Sansure and let Sansure assist the world". As the provider of the most universal solutions of molecular diagnosis, Sansure is willing to join hands with all countries in the world to fight against the pandemic and contribute to the construction of a "community of shared future for human health".

QUALITY CONTROL SYSTEM

Manufacturer of Medical Device , certified by NMPA	ISO13485	ISO9001	CE IVD

SANSURE OFFERS

A Complete Range of Products for Molecular Diagnostics

- Respiratory Tract Diseases 7
- Reproductive Tract Infection : Human Papillomavirus (HPV) 17
- Reproductive Tract Infection : Sexually Transmitted Infection (STI) 25
- Hepatitis Virus 33
- Children's Health 37
- NAT Blood Screening Solution 41
- Nucleic Acid Extraction Kit 43
- NA Extraction System and Real-time PCR Instrument 47
- Product List 61

TECHNOLOGY PLATFORM

Sansure has developed One-tube technology and improved Magnetic-bead technology to make real–time PCR easy and accessible to laboratories of all levels

Patented One–tube Technology

Fastest and Easiest Real–Time PCR Tests Worldwide

- Ultra-efficiency: The whole extraction process is less than 30 minutes.
- Superb easiness: reaction happening in one PCR tube at room temperature, no centrifugation
- No extraction: unique formula of lysis buffer allows rapid lysis and release of target DNA/RNA
- High sensitivity: low specimen input yet achieving excellent results from difficult and low copy targets
- Automation Enabled: Natch Series automates sample preparation and PCR set–up

Improved SuperparaMagnetic–bead Technology

Leading Sensitive Real–Time PCR Tests

- The world's most sensitive nucleic acid test: LOD as low as 5 IU/mL
- Excellent magnetic beads finest nano-level magnetic beads ensuring efficient & fast binding
- Optimized workflow less washing times, no elution, etc
- Automation Enabled: 96 samples output in 16 mins

TECHNOLOGY PLATFORM

A Fully automatic unified sample processing

- World leading and tradition subverting
- Breaking the bottleneck of conflicting project, sample type, and time period
- The detection capacity of single sample batch is among the world's largest ones

POCT Mobile Molecular Diagnosis

- No professional laboratory setting needed
- "Hour" to "minute" level
- Break the limits of application scenarios

Multiplex fluorescence PCR

- Breaks through the traditional fluorescence PCR
- Single–channel multi-target detection, doubled detection throughput
- Efficiently guides the high risk and complex treatment

Liquid phase chip

- Pioneer high–throughput multiplex detection technology
- Sensitivity and throughput are 10 times higher than peer domestic products
- Breaking the international
- liquid-phase chip monopoly

High-throughput sequencing

- High–throughput, high–precision,
- Omni–directional, multi–domain,
- Reducing sequencing costs, effectively guiding precise diagnosis and treatment of diseases

Bioinformatics

- Precision medical interpretation
- Changes in manual genetic interpretation and operations
- Hierarchical diagnosis and treatment accompanied by large health databases connecting large, primary and micro-medical institutions.

Respiratory Tract Diseases

Novel Coronavirus(2019-nCoV) Nucleic Acid Diagnostic Kit (PCR-Fluorescence Probing)	S3102E
SARS-CoV-2 and Influenza A/B Virus Multiplex Nucleic Acid Diagnostic Kit (PCR-Fluorescence Probing)	S3113E
Six Respiratory Pathogens Nucleic Acid Diagnostic Kit (PCR-Fluorescence Probing)	S3066E
Mycobacterium Tuberculosis DNA Fluorescence Diagnostic Kit (PCR-Fluorescence Probing)	S3018E
Mycoplasma Pneumoniae DNA Fluorescence Diagnostic Kit (PCR-Fluorescence Probing)	S3016E
Adenovirus Nucleic Acid Diagnostic Kit (PCR-Fluorescence Probing)	S3334E
Six Respiratory Pathogens Multiplex Nucleic Acid Diagnostic Kit (Multiplex PCR-Fluorescence Probing)	S3310E
SARS-CoV-2 Rapid Antigen Test (Immunochromatography Assay)	S3120E
SARS-CoV-2 Rapid Antigen Test (Immunochromatography Assay) Self-testing	S3120E-H

S3102E SARS-CoV-2

Novel Coronavirus(2019-nCoV) Nucleic Acid Diagnostic Kit (PCR-Fluorescence Probing)

Coronavirus disease (COVID–19) is an infectious disease caused by a newly discovered coronavirus.Most people infected with the COVID–19 virus will experience mild to moderate respiratory illness and recover without requiring special treatment. Older people, and those with underlying medical problems like cardiovascular disease, diabetes, chronic respiratory disease, and cancer are more likely to develop serious illness.

Simple Work Flow

Product Performance

Methodology	One–tube technology/Magnetic–bead technology
Sample Type	Alveolar lavage fluid, throat swab, sputum
Sensitivity	200 copies/mL
Internal Control	Rnase P gene
Target gene	ORF 1ab and N gene

Features & Advantages

- Quick and easy
- High specificity, High sensitivity
- Rapid Turn–around Time
- Full Automation Enabled

Application

- It can be used for fast screening of Novel Coronavirus infection with shorter turnaround time and lower cost as to raise awareness, prevent transmission, and enable treatment at earlier disease stage.
- Sansure's 2019–nCov NAT has been supplied to the frontline of epidemic prevention and control in nearly 160 countries and regions around the world with corresponding technical support services to help overseas disease outbreak. Reagents have been supplied in National Centers for Disease Control (CDC), multiple local CDC, medical institutions, third-party medical laboratories, blood stations, etc.

S3113E SARS-CoV-2/Flu A/B

SARS-CoV-2 and Influenza A/B Virus Multiplex Nucleic Acid Diagnostic Kit (PCR-Fluorescence Probing)

Since the symptoms of Coronavirus Disease 2019 (COVID–19) are similar to other upper respiratory tract virus infections under COVID-19 epidemic, the physicians need to accurately distinguish SARS–Cov2 from influenza AB. Sansure's SARS–Cov2 + Influenza AIB virus Nucleic Acid Multiplex Diagnostic Kit uses multiplex real-time fluorescent PCR technology to achieve rapid detection of RNA of SARS–Cov–2, influenza A virus and influenza B virus, providing clinicians with a diagnosis basis for respiratory infections.

Simple Work Flow



Product Performance

Methodology	One–tube technology/Magnetic–bead technology
Sample Type	Nasopharyngeal swab, Oropharyngeal swab, sputum
Sensitivity	200 copies/mL
Internal Control	Rnase P gene
Target gene	SARS-CoV-2 ORF1ab/N gene, Inf A, Inf B
PCR Instruments	ABI 7500; SLAN-96P; MA-6000; QuantGene 9600 ; iPonatic S-Q31A/S-Q31B/S-Q36A
Obtained Certificates	NMPA, CE, etc.

Features & Advantages

- Complete PCR amplification in 1 hour
- High specificity, High sensitivity
- Three results in one test
- Full scene solution

Application

- It is used for the early diagnosis of suspected SARS-COV2 infection and provides diagnostic basis for early quarantine and treatment.
- For patients with symptoms of respiratory tract infections, the differential diagnosis using the kit can help clinical shuntmanagement of SARS-COV-2, influenza A/B to avoid cross infection, which effectively prevent and reduce the spread of the disease.

S3066E 6RP

Six Respiratory Pathogens Nucleic Acid Diagnostic Kit (PCR-Fluorescence Probing)

Respiratory tract infection (RTI) is one of the most common diseases. Adolescents and adults are infected about 2-4 times a year, and children are infected about 6–8 times a year. According to different infection sites, respiratory tract infections are divided into upper respiratory tract and lower respiratory tract infections clinically. Upper respiratory tract infection is a common acute respiratory disease, usually accompanied by acute inflammation of the nasal cavity, pharynx, or larynx. Except for a few bacterial infections, most are viral infections.

Simple Work Flow

Product Performance

Pathogen	Limit of Detection	Pathogen	Limit of Detection
Influenza A virus	2.0 $TCID_{50}$/mL	Adenovirus	500 copies/mL
Influenza B virus	2.0 $TCID_{50}$/mL	Mycoplasma pneumoniae	500 copies/mL
Respiratory syncytial virus	500 copies/mL	Human rhinovirus	500 copies/mL

Features & Advantages

- Quick and easy
- Detect 6 kinds of pathogens
- Rapid Turn–around Time
- Full Automation Enabled

Application

- For patients with symptoms of respiratory tract infections, single test can detect 6 kinds of pathogens at the same time.

S3018E TB

Mycobacterium Tuberculosis DNA Fluorescence Diagnostic Kit (PCR-Fluorescence Probing)

Tuberculosis (TB) is caused by bacteria (Mycobacterium tuberculosis) that most often affect the lungs. Tuberculosis is curable and preventable. About one-quarter of the world's population has a TB infection, which means people have been infected by TB bacteria but are not (yet) ill with the disease and cannot transmit it.
TB is spread from person to person through the air. When people with lung TB cough, sneeze or spit, they propel the TB germs into the air. A person needs to inhale only a few of these germs to become infected. People infected with TB bacteria have a 5–15% lifetime risk of falling ill with TB. Those with compromised immune systems, such as people living with HIV, malnutrition or diabetes, or people who use tobacco, have a higher risk of falling ill.

Simple Work Flow

Product Performance

Methodology	One–tube technology/ Magnetic–bead technology
Sample Type	Sputum
Sensitivity	400 copies/mL
Anti-pollution system	UNG Enzyme + dUTP
PCR Instruments	ABI 7500; SLAN-96P; MA-6000 ; Stratagene Mx3000P; iPonatic S-Q31A/S-Q31B/S-Q36A
Obtained Certificates	NMPA, CE, etc.

Features & Advantages

- Easy–to–use
- Multi–sample Types Validated
- Rapid Turn–around Time
- Full Automation Enabled

Application

- It can serve as an affordable, accessible and sustainable diagnostic alternative for TB infection to raise awareness, prevent transmission, and enable treatment at earlier disease stage in less developed regions.
- It adds sensitivity and reliability to TB diagnosis than sputum smear microscopy method.
- It can be used for fast and reliable diagnosis of TB infection.
- It can be used for TB diagnosis in multi-sample types such as sputum, throat swab, serum, plasma, Bronchial Fluid, Cerebrospinal Fluid, Bronchoalveolar Lavage Fluid, Pleural Effusions, Pulmonary Fluid.

S3016E MP

Mycoplasma Pneumoniae DNA Fluorescence Diagnostic Kit (PCR-Fluorescence Probing)

Mycoplasma pneumoniae is the pathogen of Mycoplasma pneumoniae in humans. The pathological changes of mycoplasma pneumonia are mainly interstitial pneumonia, sometimes accompanied by bronchopneumonia, which is called primary atypical pneumonia. Mainly through droplet infection, the incubation period is 2~3 weeks, adolescents are showing the highest incidence rate. Mild clinical symptoms, even no symptoms, headache, sore throat, fever, cough and other respiratory symptoms in general, but there are also individual reports of deaths. It can happen all year round, but mostly in autumn and winter.

Simple Work Flow

Product Performance

Methodology	One–tube technology/ Magnetic–bead technology
Sample Type	Sputum and throat swab
Sensitivity	400 copies/mL
Anti-pollution system	UNG Enzyme + dUTP
PCR Instruments	ABI 7500; SLAN-96P; MA-6000 ; Roche LightCycler® 480; iPonatic S-Q31A/S-Q31B/S-Q36A
Obtained Certificates	NMPA, CE, etc.

Features & Advantages

- Easy–to–use
- Multi–sample Types Validated
- Rapid Turn–around Time
- Full Automation Enabled

Application

- It can be used for fast and accurate diagnosis of mycoplasma pneumoniae as to raise awareness at earlier disease stage and prevent transmission.
- It can be used to confirm the diagnosis of mycoplasma pneumoniae.
- It can be used to discriminate mycoplasma pneumoniae infection from other viral, bacterial, mycoplasma, chlamydia respiratory tract infection and to provide guidance for clinical medication.

S3334E AdVs

Adenovirus Nucleic Acid Diagnostic Kit (PCR-Fluorescence Probing)

Adenoviruses (AdVs) are DNA viruses that typically cause mild infections involving the upper or lower respiratory tract, gastrointestinal tract, or conjunctiva. Rare manifestations of AdV infections include hemorrhagic cystitis, hepatitis, hemorrhagic colitis, pancreatitis, nephritis, or meningoencephalitis. AdV infections are more common in young children, due to lack of humoral immunity. Epidemics of AdV infection may occur in healthy children or adults in closed or crowded settings (particularly military recruits).

Simple Work Flow

Product Performance

Technical Platform	One-tube fast release technology Advanced magnetic beads technology
Specimen Types	Throat swab
Anti-contamination system	UNG enzyme + dUTP system
Internal Control	Internal control plasmid
PCR Instruments	ABI7500 and SLAN-96P
Sensitivity	200 copies/mL
Obtained Certificates	NMPA, CE, etc.

Features & Advantages

High sensitivity	Internal control monitoring
Accurate results	Full Automation Enabled

Application

- Early diagnosis of acute respiratory tract infections provides guidance and recommendations for rational drug use.
- Be more alert to adenovirus pneumonia in children, the elderly and immunocompromised patients, with attention to early recognition and early intervention to mitigate severe illness.
- During outbreaks, adenovirus nucleic acid testing is used as a highly effective screening and surveillance tool, as well as to prevent cross-infection in hospitalised patients.

S3310E 6LRP

Six Respiratory Pathogens Multiplex Nucleic Acid Diagnostic Kit (Multiplex PCR-Fluorescence Probing)

Lower respiratory tract infection (LRTI) is a term often used as a synonym for pneumonia but can also be applied to other types of infection including lung abscess and acute bronchitis. Symptoms include shortness of breath, weakness, fever, coughing and fatigue.Antibiotics are the first line treatment for pneumonia; however, they are neither effective nor indicated for parasitic or viral infections. Acute bronchitis typically resolves on its own with time.

Simple Work Flow

Product Performance

Covering pathogens	Klebsiella pneumoniae, streptococcus pneumoniae, haemophilus influenzae, pseudomonas aeruginosa, legionella pneumophila and staphylococcus
Specimen Types	Sputum
Technical Platform	Advanced magnetic beads technology
Internal Control	Plasmid
PCR Instruments	Thermofisher QuantStudio™ 5 and SLAN-96P
Sensitivity	900 CFU/mL (klebsiella pneumoniae), 15 CFU/mL (streptococcus pneumoniae), 625 CFU/mL (haemophilus influenzae), 675 CFU/mL (pseudomonas aeruginosa), 340 CFU/mL (legionella pneumophila), 2875 CFU/mL (staphylococcus aureus)
Obtained Certificates	NMPA, CE, etc.

Features & Advantages

Accurate	Fast and efficient
Highly accessible	1 test 6 results

Application

- Aids in the rapid differential diagnosis of common bacteria in clinical respiratory tract infections, independent of the use of antibacterial drugs, with a sensitive and specific detection rate, guiding clinical targeting and rational application of antibiotics.

S3120E SARS-CoV-2 Ag

Rapid Antigen Test (Immunochromatography Assay)

The SARS-CoV-2 Rapid Antigen Test (Immunochromatography Assay) is intended for the qualitative detection of the SARS-CoV-2 nucleocapsid protein in human nasal, nasopharyngeal or oropharyngeal swab by professional trained personnel.

Product features

- Accurate: Clinical sensitivity 98.28%, specificity 100%
- Convenient: Simple operation by a few steps
- Efficient: Test time is only 15-20 min

Procedure and Result Interpretation

INSTRUCTION

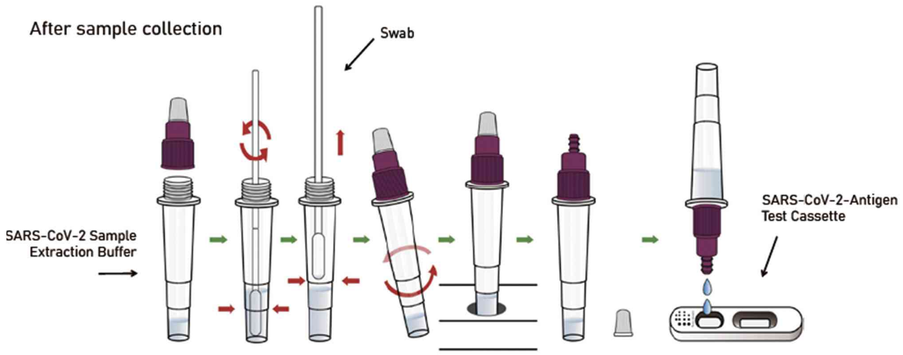

RESULT INTERPRETATION

POSITIVE NEGATIVE INVALID

S3120E-H SARS-CoV-2 Ag

Rapid Antigen Test (Immunochromatography Assay) Self-testing

The SARS-CoV-2 Rapid Antigen Test (Immunochromatography Assay) is a single-use, in vitro (outside the body) visually read rapid immunoassay that uses a human nasal swab specimen from those suspected of having symptoms of COVID-19 for the qualitative detection of nucleocapsid protein SARS-CoV-2 antigen (Ag).

Product features

- Simple (Self specimen collection for self-test)
- Easy (No instrument required)
- Rapid (15-20 min to get the result)

Operation guide

I. PREPARE FOR THE TEST

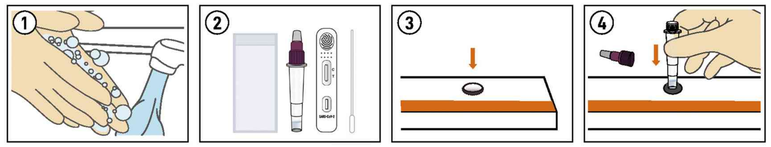

II. THE COLLECTION METHOD OF NASAL SWAB

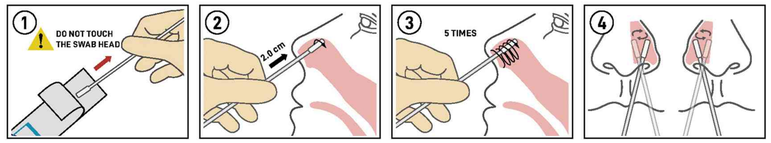

III. TEST PROCEDURE

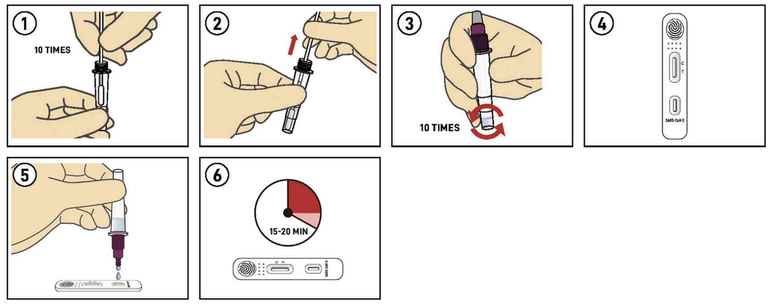

Operation guide

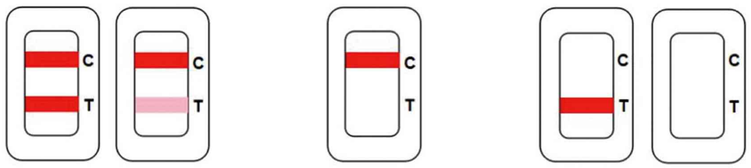

Positive Negative Invalid

Reproductive Tract Infection: Human Papillomavirus (HPV)

S3057E HPV 13+2 (detects 16, 18, 31, 33, 35, 39, 45, 51, 52, 53, 56, 58, 59, 66, 68, and identifies 16, 18)

S3031E HPV 15HR (detects 16, 18, 31, 33, 35, 39, 45, 51, 52, 53, 56, 58, 59, 66, 68)

S3027E HPV G15 (Genotype) (detects and identifies 16, 18, 31, 33, 35, 39, 45, 51, 52, 53, 56, 58, 59, 66, 68)

S3019E HPV 16/18 (detects 16 and 18)

S3017E HPV 6/11 (detects 6 and 11)

S3018E HPV G23 (Genotype) (detects and identifies 6, 11, 16, 18, 26, 31, 33, 35, 39, 42, 43, 45, 51, 52, 53, 56, 58, 59, 66, 68, 73, 81, 82)

About Human Papillomavirus

Almost all cervical cancer cases (99%) are linked to infection with high-risk human papillomaviruses (HPV), an extremely common virus transmitted through sexual contact.Although most infections with HPV resolve spontaneously and cause no symptoms, persistent infection can cause cervical cancer in women.Cervical cancer is the fourth most common cancer in women. In 2018, an estimated 570,000 women were diagnosed with cervical cancer worldwide and about 311,000 women died from the disease.Effective primary (HPV vaccination) and secondary prevention approaches (screening for, and treating precancerous lesions) will prevent most cervical cancer cases.When diagnosed, cervical cancer is one of the most successfully treatable forms of cancer, as long as it is detected early and managed effectively. Cancers diagnosed in late stages can also be controlled with appropriate treatment and palliative care.

Recommended hrHPV Screening Method

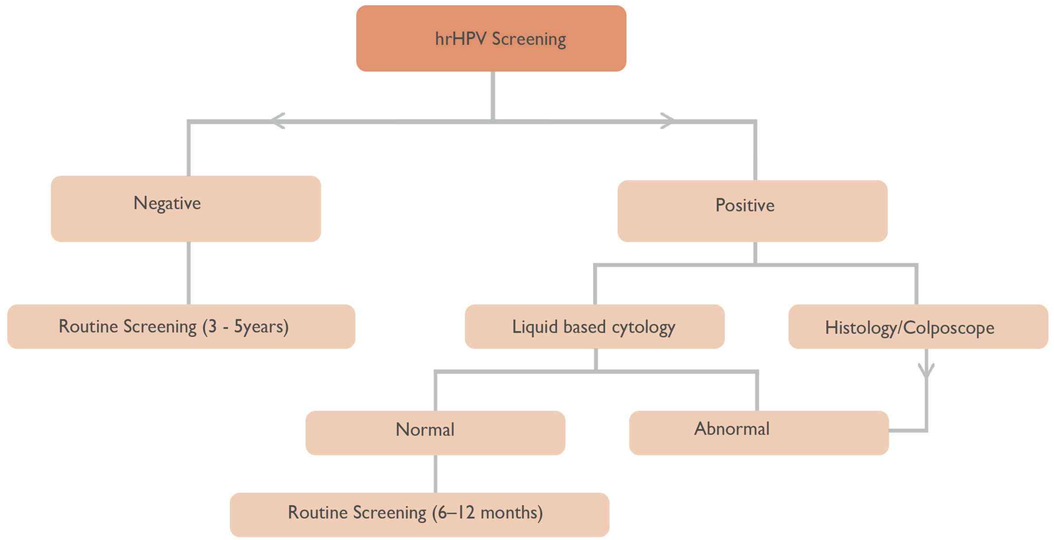

- Identify women who can safely return to routine screening, avoiding unnecessary intervention and overtreatment
  Those whose results are negative
  Those at lower risk and having HPV infections that are likely to resolve on their own

- Identify women who need additional testing.
  Those whose results are positive.

- Identify women who need immediate intervention and management
  Those whose results are HPV 16/18 positive
  Those at greatest risk for having high-grade disease now or developing it in the future

S3057E HPV 13+2

Human Papillomavirus DNA Diagnostic Kit (PCR-Fluorescence Probing)

Sansure fastHPV 13 + 2 tests are manual/ automated qualitative in vitro tests for the detection of human papillomavirus (HPV) DNA in patient samples. The tests utilize amplification of target DNA by the real time Polymerase Chain Reaction (PCR) for the detection of 15 high-risk HPV (hrHPV) types in a single analysis. The tests simultaneously provide pooled results on high-risk genorypes and individual results on the highest-risk genotypes. HPV 16 and HPV 18.

Simple Work Flow

Product Performance

Methodology	One–tube technology/ Magnetic–bead technology
Sample Type	Cervical exfoliated cells
Internal control	β–globin
Sensitivity	1000 copies/mL
Detection Target	16,18 + 31/33/35/39/45/51/52/53/56/58/59/66/68

Features & Advantages

- Pooled hr HPV and HPV 16/18 Genotyping
- High specificity, High sensitivity
- Three results in one test
- Full scene solution

Application

- It can be used as fast and inexpensive means to identify women who can safely return to routine screening, hose who need additional testing and those who need immediate management.
- It can be used to adds greater specificity to screening strategies than pooled hrHPV alone and stratify women according to risk, based on pooled hrHPV and HPV 16/18 genotyping results.

S3031E HPV 15HR

15 High-risk Human Papillomavirus DNA Diagnostic Kit (PCR-Fluorescence Probing)

Sansure fastHPV tests are manual / automated qualitative in vitro tests for the detection of human papillomavirus (HPV) DNA in patient samples. The tests utilize amplification of target DNA by the real time Polymerase Chain Reaction (PCR) for the detection of 15 high-risk HP (hrHPV) types in a single analysis without discriminating each genotype.

Simple Work Flow

Product Performance

Methodology	One–tube technology/ Magnetic–bead technology
Sample Type	Cervical exfoliated cells
Sensitivity	1000 copies/mL
Detection Target	16/18/31/33/35/39/45/51/52/53/56/58/59/66/68

Features & Advantages

- Fast hrHPV Screening to Sort Women into Two Groups
- Detect 15 kinds of pathogens
- Rapid Turn-around Time
- Full Automation Enabled

Application

- It can be used as the fast and inexpensive screening means prior to cytology for hrHPV infection as to protect women from cervical cancer.
- It can be used for fast screening of hrHPV infeccion as to identify women who an safely return to routine screening.
- It an be used for fast screening of hrHPV infection as to identify women who need additional testing of hrHPV genotyping.
- It can be used for fast and reliable diagnosis of hrHPV infection.

S3027E HPV G15 (Genotype)

High-risk Human Papillomavirus DNA (Genotype) Diagnostic Kit (PCR-Fluorescence Probing)

Sansure fastHPV genotyping tests are manual / automated qualitative in vitro tests for the detection of human papillomavirus (HPV) DNA in patient samples. The tests utilize amplification of target DNA by the real time Polymerase Chain Reaction (PCR) for the detection of IS high-risk HPV (hrHPV) types in a single analysis meanwhile discriminating each genotype.

Simple Work Flow

Product Performance

Methodology	One–tube technology/ Magnetic–bead technology
Sample Type	Cervical exfoliated cells
Sensitivity	400 copies/mL
Detection Target	16/18/31/33/35/39/45/51/52/53/56/58/59/66/68

Features & Advantages

- Further HPV Genotyping to Identify Risk Grade
- High specificity, High sensitivity
- Rapid Turn-around Time
- Full scene solution

Application

- It can be used as fast and inexpensive means to identify women who can safely return to routine screening, hose who need additional testing and those who need immediate management.

S3019E HPV 16/18

Human Papillomavirus (Type 16/18) DNA Diagnostic Kit (PCR-Fluorescence Probing)

Sansure fastHPV genotyping tests are manual / automated qualitative in vitro tests for the detection of human papillomavirus (HPV) DNA in patient samples. The tests utilize amplification of target DNA by the real time Polymerase Chain Reaction (PCR) for the detection of IS high-risk HPV (hrHPV) types in a single analysis meanwhile discriminating each genotype.

Simple Work Flow

Product Performance

Methodology	One–tube technology/ Magnetic–bead technology
Sample Type	Cervical exfoliated cells
Sensitivity	400 copies/mL
Detection Target	16/18

Features & Advantages

- Further HPV Genotyping to Identify Risk Grade
- High specificity, High sensitivity
- Two results in one test
- Full scene solution

Application

- It can be used as fast and inexpensive means to identify women who can safely return to routine screening, hose who need additional testing and those who need immediate management.
- It can be used to adds greater specificity to screening strategies than pooled hrHPV alone and stratify women according to risk, based on pooled hrHPV and HPV 16/18 genotyping results.

S3017E HPV 6/11

Human Papillomavirus (Type 6 and 11)
DNA Fluorescence Diagnostic Kit (PCR-Fluorescence Probing)

HPV types 6 and 11 rarely give rise to cervical cancers and are thus considered low-risk subtypes. Infection by these genotypes is responsible for 90 percent of the cases of genital wart formation.*

Simple Work Flow

Product Performance

Methodology	One-tube Fast Release Technology & Advanced Magnetic Beads Technology
Sample	Type Reproductive Tract Secretions
Sensitivity	1000 copies/mL
Detection Target	Type 6, 11

Features & Advantages

- Sample in - result out
- Rapid Turn-around Time
- High sensitivity, high specificity
- Open platform

Application

- It is intended for use as an aid in the diagnosis of an HPV (type 6/11) infection and patients with clinically suspected genital warts.
- J Clin Aesthet Dermatol. 2012 Jun; 5(6): 25–36.

S3108E HPV G23 (Genotype)

Human Papillomavirus DNA (23 genotypes) Diagnostic Kit (PCR-Fluorescence Probing)

Some types of genital HPV can cause cancer of the lower part of the uterus that connects to the vagina (cervix). Other types of cancers, including cancers of the anus, penis, vagina, vulva and back of the throat (oropharyngeal), have been linked to HPV infection.

Simple Work Flow

Product Performance

Methodology	One-tube Fast Release Technology & Advanced Magnetic Beads Technology
Sample Type	Exfoliated cells from females' cervix.
Sensitivity	400 copies/mL
Detection Target	Type 6, 11, 16, 18, 26, 31, 33, 35, 39, 42, 43, 45, 51, 52, 53, 56, 58, 59, 66, 68, 73, 81, 82

Features & Advantages

- Sample in - result out
- Rapid Turn-around Time
- High sensitivity, high specificity
- Open platform

Application

- It can be used to help doctor diagnose HPV infection and identify the specific types of HPV.

Reproductive Tract Infection: Sexually Transmitted Infection (STI)

S3001E Chlamydia Trachomatis (CT)

S3003E Neisseria Gonorrhoeae (NG)

S3065E Mycoplasma genitalium (MG)

S3002E Herpes Simplex Virus Type 2 (HSV-2)

S3266E Bacterial Vaginosis (Gardnerella vaginalis, Atopobium vaginalis, Bacteroides fragilis, Lactobacillus acidophilus, Megasphaera phylotype 1, BVAB-2, Mobiluncus)

S3267E Aerobic Vaginitis (Escherichia coli, Staphylococcus aureus, Enterococcus faecalis, Group B Streptococcus, Streptococcus pyogenes and Lactobacillus)

About Sexually Transmitted Infection

The burden of disease from sexually transmitted infections (STI) undermines sexual and reproductive health and the health of newborn infants. The presence of some STI facilitates the transmission of others, such as HIV, and cause cellular changes that precede some types of cancer. For all these reasons STIs are a first order uncontrolled public health problem.

In a recent policy brief, the World Health Organization (WHO) states, "Their impact of morbidity and mortality worldwide resulting from sexually, genitally and extra-genitally transmitted pathogens compromises quality of life, as well as sexual and reproductive health, and new born and child health. Moreover, it is widely recognized that STIs facilitate sexual transmission of HIV and trigger some cancers that are common across the world. Both oral and anal sexual exposure, involving bacteria, viruses and protozoa, can cause significant morbidity" [1]. The new "WHO Global health sector strategy on Sexual transmitted infections, 2016–2021. Towards Ending STIs—WHO, 2016" [2] aims to "contribute to a radical decline in new sexually transmitted infections and in deaths related to such infections (including still births and cervical cancer), while improving individual health, men's and women's sexual health, and the well- being of all people". This will be soon reflected in the objectives of any local, national, or regional public

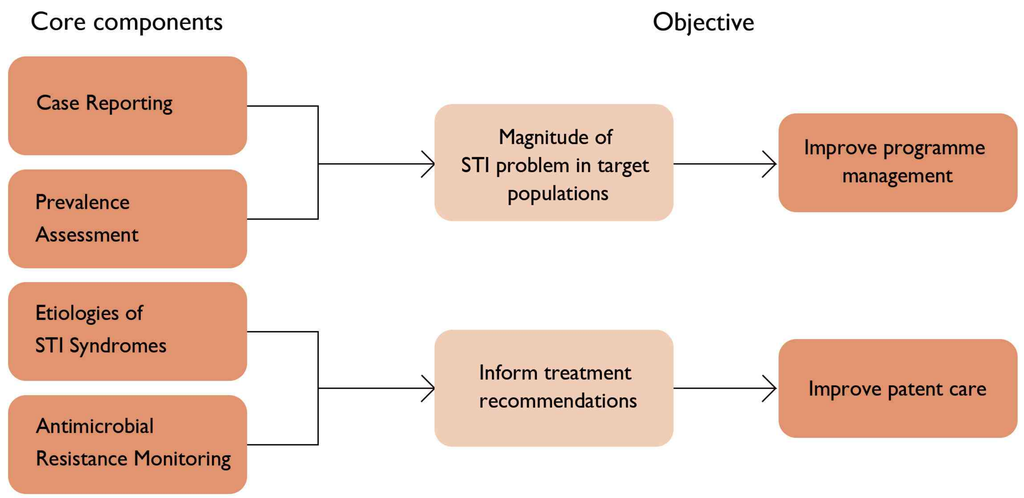

Figure 1: Core components and objectives of STI surveillance. Source: Strategies and laboratory methods for strengthening surveillance of sexually transmitted infection 2012. Geneva: WHO; 2012

1. WHO. Sexually transmitted infections: implement- ing the Global STI Strategy. Evidence-to-action brief. 2017. http://www.who.int/reproductivehealth/ publications/rtis/implementing-stis-strategy/en/.

2. WHO. Global health sector strategy on sexual transmitted infections 2016–2021. Towards Ending STIs – WHO. 2016. http://apps.who.int/iris/bit- stream/10665/246296/1/WHO-RHR-16.09-eng. pdf.

S3001E CT

Chlamydia Trachomatis DNA Fluorescence Diagnostic Kit (PCR-Fluorescence Probing)

Chlamydia trachomatis (CT) causes the most prevalent bacterial sexual transmitted infection (STI) in the world. Chlamydia infections are asymptomatic in 61% of women and 68% of men, and as a consequence often go undiagnosed, untreated, resulting in onward transmission.

Left timely untreated, CT infection can lead to pelvic inflammatory disease (PID), infertility, ectopic pregnancy, and chronic pelvic pain in women, and urethritis, epididymitis in men. Thus, early detection and treatment is necessary to reduce the burden of CT infections and associated sequelae.*

Simple Work Flow

Product Performance

Methodology	One-tube Fast Release Technology & Advanced Magnetic Beads Technology
Sample Type	Reproductive Tract Secretions
Sensitivity	400 copies/mL
Detection Target	Neisseria Gonorrhoeae DNA

Features & Advantages

- Sample in - result out
- Rapid Turn-around Time
- High sensitivity, high specificity
- Open platform

Application

- The detection result can be used as an aid in the diagnosis of an NG infection. The test provides a molecular diagnostics-based solution for early diagnosis of venereal disease and for preliminary screening of high-risk venereal disease groups.

* Pengcheng Huai, Furong Li, Tongsheng Chu, Dianchang Liu, Jian Liu & Furen Zhang BMC Infectious Diseases volume 20, Article number: 589 (2020)

S3003E NG

Neisseria Gonorrhoeae DNA Fluorescence Diagnostic Kit (PCR-Fluorescence Probing)

The World Health Organization (WHO) estimates that ~87 million new gonococcal infections occurred among 15–49 year olds in 2016. Gonorrhea rates are rising in many countries. Gay, bisexual, and other men who have sex with men, racial/ethnic minorities, indigenous populations, and sex workers appear to bear disproportionate burdens of gonorrhea. International travel can facilitate spread of gonorrhea, including resistant strains, across international borders. *

Simple Work Flow



Product Performance

Methodology	One-tube Fast Release Technology & Advanced Magnetic Beads Technology
Sample	Reproductive Tract Secretions
Sensitivity	400 copies/mL
Detection Target	Neisseria Gonorrhoeae DNA

Features & Advantages

- Sample in - result out
- Rapid Turn-around Time
- High sensitivity, high specificity
- Open platform

Application

- The detection result can be used as an aid in the diagnosis of an NG infection. The test provides a molecular diagnostics-based solution for early diagnosis of venereal disease and for preliminary screening of high-risk venereal disease groups.

* Sex Health. 2019 September ; 16(5): 401–411

S3065E MG

Mycoplasma genitalium DNA Diagnostic Kit (PCR-Fluorescence Probing)

M. genitalium has emerged over the last few decades as a sexually transmitted pathogen. It causes inflammation in the urogenital tract by adhesion to host epithelial cells eliciting acute inflammatory signals via highly expressed innate immune sensors.

More recently a meta-analysis supported data, with worldwide population summary prevalence of 1.3 % in countries with higher levels of development and 3.9 % in countries with lower levels of development. Subgroup prevalence estimates in this meta-analysis were 0.9 % in pregnant women, 3.2 % in men who have sex with men (MSM) and 15.9 % in female sex workers. *

Simple Work Flow

Product Performance

Methodology	One-tube Fast Release Technology & Advanced Magnetic Beads Technology
Sample Type	Genital Tract Secretions
Sensitivity	400 copies/mL
Detection Target	Mycoplasma Genitalium DNA

Features & Advantages

- Sample in - result out
- Rapid Turn-around Time
- High sensitivity, high specificity
- Open platform

Application

- The detection result can be used as an aid in the diagnosis of a MG infection. The test provides a molecular diagnostics-based solution for diagnosis of Mycoplasma genitalium infected disease.

* Gnanadurai and Fifer, Microbiology 2020;166:21–29

S3002E HSV-2

Herpes Simplex Virus Type 2 DNA Fluorescence Diagnostic Kit (PCR-Fluorescence Probing)

Herpes simplex virus (HSV) infections are widespread among humans globally. The infection is lifelong and characterized by periodic reactivations at the infection site. HSV type 2 is almost entirely sexually transmitted, causing genital herpes. Genital HSV infection may be unrecognized or result in painful genital ulcer disease in a proportion of those infected.

Simple Work Flow

Product Performance

Methodology	One-tube Fast Release Technology & Advanced Magnetic Beads Technology
Sample Type	Reproductive Tract Secretion.
Sensitivity	400 copies/mL
Detection Target	Herpes Simplex Virus-2 (HSV-2) DNA

Features & Advantages

- Sample in - result out
- Rapid Turn-around Time
- High sensitivity, high specificity
- Open platform

Application

- The detection result can be used as an aid in the diagnosis of an HSV-2 infection. The test provides a molecular diagnostics-based solution for early diagnosis of venereal disease and for preliminary screening of high-risk venereal disease groups.

* Bull World Health Organ 2020;98:315–329

S3266E Bacterial Vaginosis Pathogen

Bacterial Vaginosis Pathogen Multiplex Nucleic Acid Diagnostic Kit (PCR-Fluorescence Probing)

Human vaginal infections are associated with significantly increased risk of preterm birth in women. If untreated, they can lead to pelvic inflammatory diseases (PID), which can cause tubal infertility, ectopic pregnancy, reproductive dysfunction, and adverse pregnancy outcomes (including preterm delivery and low birth weight).

Bacterial vaginosis (BV) is the most common vaginal infection among women of reproductive age, causing considerable physical and psychosocial discomfort. *

Simple Work Flow



Product Performance

Methodology	One-tube Fast Release Technology & Advanced Magnetic Beads Technology
Sample Type	Vaginal Secretions
Sensitivity	500 copies/mL
Detection Target	Gardnerella vaginalis, Atopobium vaginalis, Bacteroides fragilis, Lactobacillus acidophilus, Megasphaera phylotype 1, BVAB-2, Mobiluncus

Features & Advantages

- Sample in - result out
- Rapid Turn - around Time
- High sensitivity, high specificity
- Open platform

Application

- The Bacterial Vaginosis Pathogen Multiplex Nucleic Acid Diagnostic Kit (PCR-Fluorescence Probing) is intended for the qualitative detection of the nucleic acid of bacterial vaginosis pathogen (Gardnerella vaginalis, Atopobium vaginalis, Bacteroides fragilis, Lactobacillus acidophilus, Megasphaera phylotype 1, BVAB-2, Mobiluncus) in vaginal secretions of patients.

* Sexually Transmitted Diseases • Volume 46, Number 5, May 2019

S3267E Aerobic Vaginitis Pathogen

Aerobic Vaginitis Pathogen Multiplex Nucleic Acid Diagnostic Kit (PCR-Fluorescence Probing)

Human vaginal infections are associated with significantly increased risk of preterm birth in women. If untreated, they can lead to pelvic inflammatory diseases (PID), which can cause tubal infertility, ectopic pregnancy, reproductive dysfunction, and adverse pregnancy outcomes (including preterm delivery and low birth weight).

Aerobic vaginitis (AV) was first characterized in 2002, as a vaginal condition distinct from BV, which may require different clinical management and have distinct clinical risks. *

Simple Work Flow



Product Performance

Methodology	One-tube Fast Release Technology & Advanced Magnetic Beads Technology
Sample Type	Vaginal Secretions
Sensitivity	500 copies/mL
Detection Target	Escherichia coli, Staphylococcus aureus, Enterococcus faecalis, Group B Streptococcus, Streptococcus pyogenes and Lactobacillus

Features & Advantages

- Sample in - result out
- Rapid Turn - around Time
- High sensitivity, high specificity
- Open platform

Application

- Diagnosis or differential diagnosis of escherichia coli, Staphylococcus aureus, Enterococcus faecalis, Group B streptococcus, Streptococcus pyogenes and Lactobacillus in the population with symptoms of vaginal infection.

* G.G.G. Donders et al. / Research in Microbiology 168 (2017) 845-858

Hepatitis Virus

Hepatitis B Virus DNA Quantitative Fluorescence Diagnostic Kit (PCR-Fluorescence Probing) S3118E-48

Hepatitis C Virus RNA Quantitative Fluorescence Diagnostic Kit (PCR-Fluorescence Probing) S3119E-24

Hepatitis C Virus Genotype Diagnostic Kit (PCR-Fluorescence Probing) S3034E

Hepatitis B Virus Genotype Diagnostic Kit (PCR-Fluorescence Probing) S3035E

S3118E-48 HBV Ultra

Hepatitis B Virus DNA Quantitative Fluorescence Diagnostic Kit (PCR-Fluorescence Probing)

Hepatitis B is a viral infection that attacks the liver and can cause both acute and chronic disease.All patients with chronic HBV infection are at increased risk of progression to cirrhosis and hepatocellular carcinoma (HCC).A sensitive polymerase chain reaction assay is recommended for virological response during therapy for patients with chronic HBV infections as to improve survival and quality of life by preventing disease progression.

Simple Work Flow

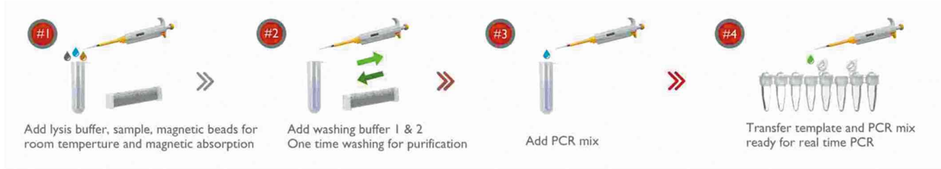

Product Performance

Methodology	Advanced magnetic beads technology
Sample Type	Plasma
Sensitivity	5 IU/mL
Linear range	20–2.0x10^9 IU/mL
Coverage genotype	HBV genotype A-H

Features & Advantages

- Internal standard monitoring
- High specificity, High sensitivity
- Efficient anti-pollution system
- Full Automation Enabled

Application

- It is applicable to the laboratory, infectious diseases, liver disease, hematology, obstetrics and gynecology departments of medical institutions at all levels, as well as third–party independent medical laboratories and disease control institutions at all levels.
- It can be used for regular HBV DNA monitoring of hepatitis B virus carriers.
- It is used to determine the baseline of HBV DNA before antiviral treatment in patients with chronic hepatitis B.
- It is used for monitoring and follow–up of HBV DNA during antiviral treatment of patients with chronic hepatitis B.

S3119E-24 HCV Ultra

Hepatitis C Virus RNA Quantitative Fluorescence Diagnostic Kit (PCR-Fluorescence Probing)

An estimated 71 million people have chronic hepatitis C virus infection globally.
Hepatitis C is a liver disease caused by the hepatitis C virus (HCV): the virus can cause both acute and chronic hepatitis, ranging in severity from a mild illness lasting a few weeks to a serious, lifelong illness. Hepatitis C is a major cause of liver cancer. A significant number of those who are chronically infected will develop cirrhosis or liver cancer. WHO estimated that in 2016, approximately 399 000 people died from hepatitis C, mostly from cirrhosis and hepatocellular carcinoma (primary liver cancer).

Simple Work Flow



Product Performance

Methodology	Advanced magnetic beads technology
Sample Type	Plasma
Sensitivity	12 IU/mL
Genotype Detection	HCV genotype 1-6
Linear Range	25–1.0 x 10^8IU/mL

Features & Advantages

- Simplified RNA Extraction Steps
- High Sensitivity of 12 IU/mL
- Internal Control Monitor
- Full Automation Enabled

Application

- It can be used for accurate and high-sensitivity diagnosis of HCV infection as to raise awareness for timely treatment and transmission prevention.
- It can serve as the reliable basis to assess the stage of HCV infection and eligibility for treatment, as well as the clinical medication guidance to monitor viral load and disease progression for antiviral treatment.
- It can provide modern molecular laboratories with the most advanced combination of turn-around time and throughput with 48/96 samples (Natch CS/Natch CS2).
- It provides the patients with chronic HCV infections with an affordable, accessible and sustainable alternative to monitor virological response during therapy as to guide clinical medication.

S3034E HCV G

Hepatitis C Virus Genotype Diagnostic Kit (PCR-Fluorescence Probing)

HCV has six genotypes, labeled 1 through 6. There are also subtypes labeled with letters, for example, genotypes 1a and 1b. Most people are infected by a single, dominant genotype, but it is possible to have more than one at the same time (called a mixed infection).

Simple Work Flow



Product Performance

Methodology	Magnetic–bead technology
Sample Type	Serum, Plasma
Sensitivity	1000 IU/mL
Genotype Detection	1a,1b, 2, 3, 4, 5, 6

Features & Advantages

- Seven results in one test
- Internal Control Monitor
- Rapid Turn–around Time
- Full Automation Enabled

Application

- It can be used for fast genotyping of HCV infection and for further screening.
- It can be used to guide clinicians in the rational use of drugs.

Children's Health

Enterovirus/Coxsackievirus A16/Enterovirus 71 RNA Diagnostic Kit (PCR-Fluorescence Probing) S3057E

Epstein-Barr Virus DNA Quantitative Fluorescence Diagnostic Kit (PCR-Fluorescence Probing) S3015E

Human Cytomegalovirus DNA Quantitative Fluorescence Diagnostic Kit (PCR-Fluorescence Probing) S3014E

S3057E EV/CA16/EV71

Enterovirus/Coxsackievirus A16/Enterovirus 71 RNA Diagnostic Kit (PCR-Fluorescence Probing)

Hand, foot, and mouth disease is a common viral illness that usually affects infants and children younger than 5 years old. Typical symptoms of hand, foot, and mouth disease include fever, mouth sores, and a skin rash. Complications such as viral or "aseptic"meningitis, Encephalitis or polio-like paralysis, Fingernail and toenail loss can occur but very rare. Particularly young children, may have severe disease requiring hospitalization or even causing death. Coxsackievirus Al6 is the most common cause and Enterovirus 71 is the second. Other strains of

Simple Work Flow

Product Performance

Methodology	Magnetic–bead technology
Sample Type	Throat swabs, Stool, Anal swabs, and Blister fluid
Sensitivity	1000 IU/mL
Detection Target	CA16, EV17, EV

Features & Advantages

- Slimplified RNA Extraction Steps
- One Sample, One Test, Three Results
- Rapid Turn–around Time
- Full Automation Enabled

Application

- It can be used for the fast and accurate diagnosis of Enterovirus/Coxsackie Al6/Enterovirus 71 infection as to raise awareness at earlier HFM disease stage thus to prevent disease transmission and progression.
- It can be used to confirm hand, food and month disease diagnosis and guide the clinical treatment.
- It can provide modern molecular laboratories with the most advanced combination of turn-around time and throughput with 48/96 samples (Natch CS/Natch CS2).
- It provides the patients with chronic HBV infections with an affordable, accessible and sustainable alternative to monitor virological response during therapy as to guide clinical medication.

S3015E EBV

Epstein-Barr Virus DNA Quantitative Fluorescence Diagnostic Kit (PCR-Fluorescence Probing)

Epstein-Barr virus (EBV), also known as human herpesvirus 4, is a member of the herpes virus family. It is one of the most common human viruses. EBV is found all over the world. Most people get infected with EBV at some point in their lives. EBV spreads most commonly through bodily fluids, primarily saliva. EBV can cause infectious mononucleosis, also called mono, and other illnesses.

Simple Work Flow

Product Performance

Methodology	One–tube technology/Magnetic–bead technology
Sample Type	Venous blood
Sensitivity	400copies/mL
Anti-contamination system	UNG Enzyme + dUTP

Features & Advantages

Easy–to–use	Internal Control Monitor
Rapid Turn–around Time	Full Automation Enabled

Application

- It can be used for the auxiliary diagnosis of malignant tumor.
- It can be used for the diagnosis of EBV infection related diseases in children: infectious mononucleosis (IM), Chronic active Epstein–Barr virus infection (CAEBV), EBV associated Hemophagocytic lymphohistiocytosis (HLH).

S3014E HCMV

Human Cytomegalovirus DNA Quantitative Fluorescence Diagnostic Kit (PCR-Fluorescence Probing)

Human cytomegalovirus (HCMV), which is also known as Human betaherpesvirus 5 (HHV-5). HCMV infection refers to a condition where cytomegalovirus is transmitted in the prenatal period.
HCMV is the most common intrauterine infection. HCMV infection can be an important cause of intraventricular hemorrhage and neonatal encephalopathy. During a pregnancy when a woman who has never had CMV infection becomes infected with CMV, there is a risk that after birth the infant may have CMV-related complications, the most common of which are associated with hearing loss, visual impairment, or diminished mental and motor capabilities. On the other hand, healthy infants and children who acquire CMV after birth have few, if any, symptoms or complications. However, infants born preterm and infected with CMV after birth (especially via breastmilk) may experience cognitive and motor impairments later in life.

Simple Work Flow



Product Performance

Methodology	One-tube technology/Magnetic-bead technology
Sample Type	Peripheral blood
Sensitivity	400 copies/mL
Anti-contamination system	UNG enzyme + dUTP

Features & Advantages

Easy–to–use	Internal Control Monitor
Rapid Turn–around Time	Full Automation Enabled

Application

- Rapid and sensitive method for diagnosis of CMV infection Surveillance for preemptive therapy Monitoring of antiviral response Prognosticator of risk of CMV disease [1].
- Directly detect HCMV for surveillance, diagnosis, and monitoring in the context of organ or hematopoietic stem cell transplantation rely [1].
- Diagnosis of Congenital CMV Infection in Newborns [2].

References

[1] Raymund R Razonable etc. Clinical Diagnostic Testing for Human Cytomegalovirus Infections, The Journal of Infectious Diseases, Volume 221, Issue Supplement_1, 15 March 2020, Pages S74–S85

[2] HCMV laboratory testing from CDC

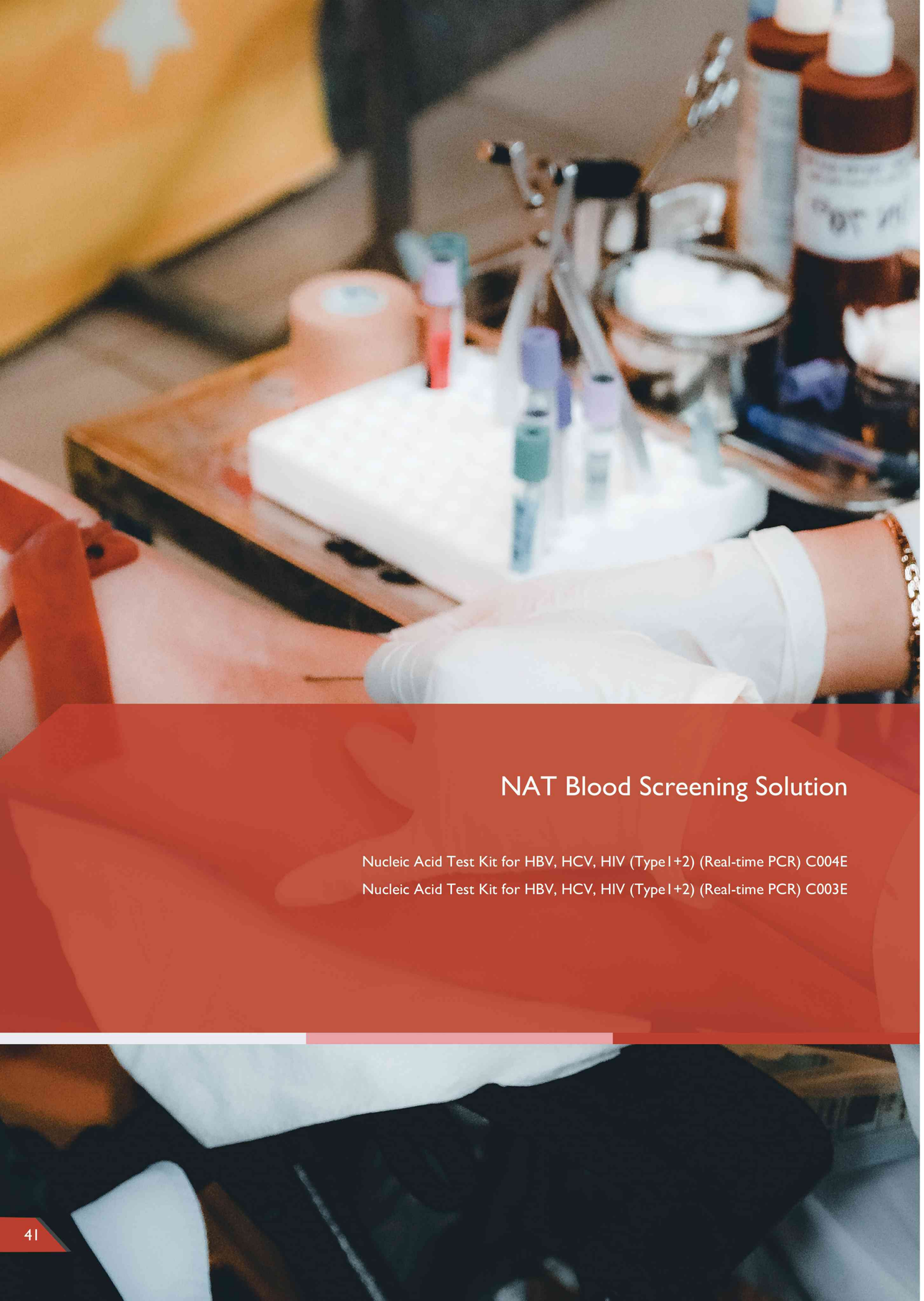

NAT Blood Screening Solution

Nucleic Acid Test Kit for HBV, HCV, HIV (Type1+2) (Real-time PCR) C004E

Nucleic Acid Test Kit for HBV, HCV, HIV (Type1+2) (Real-time PCR) C003E

C004E BCI 2.0

Nucleic Acid Test Kit for HBV, HCV, HIV (Type1+2) (Real-time PCR)

While blood transfusion can be life-saving, many people are exposed to avoidable. life-threatening risks through the transfusion of unsafe blood. The risk of acquiring HIV through the transfusion of infected blood is virtually 100%. Blood is also an effective means of transmitting hepatitis B and hepatitis C. According to the latest WHO report on blood safety (2011), 39 countries do not routinely screen blood transfusions for bloodborne viruses. Universal access to safe blood transfusion requires the implementation of key strategies to ensure access to a safe and sufficient blood supply. including the implementation of 100%voluntary blood donation and 100%quality-assured testing of donated blood.

Product Performance

	HBV	HCV	HIV-1	HIV-2
Lowest detection limit for single inspection	2.41 IU/ml	12.38 IU/ml	31.68 IU/ml	48.34 IU/ml
Subtype coverage	A,B,C,D,E,F,G,H	1,2,3,4,5,6	Group M,O,N	/
Detection mode	6 samples pooling test/single sample test			
Testing throughput	576 tests/batch (pooling test), 96 tests/batch (single test)			
Running time	3 hours extraction + 1 hour and 40 minutes amplification (pooling test) 2.5 hours extraction + 1 hour and 40 minutes amplification (single test)			

Features & Advantages

- Full automation enabled to allow fast, accurate and reliable screening for blood safety.
- Pooling method utilized to detect as many as 6 donor samples in one test.

Automatic blood screening nucleic acid detection system

Natch S Pro + SLAN-96P

*This system is mainly composed of three modules: sample processing, nucleic acid amplification analysis and information management. The system can perform automated batch detection and is an ideal device to reduce work pressure and improve work efficiency.

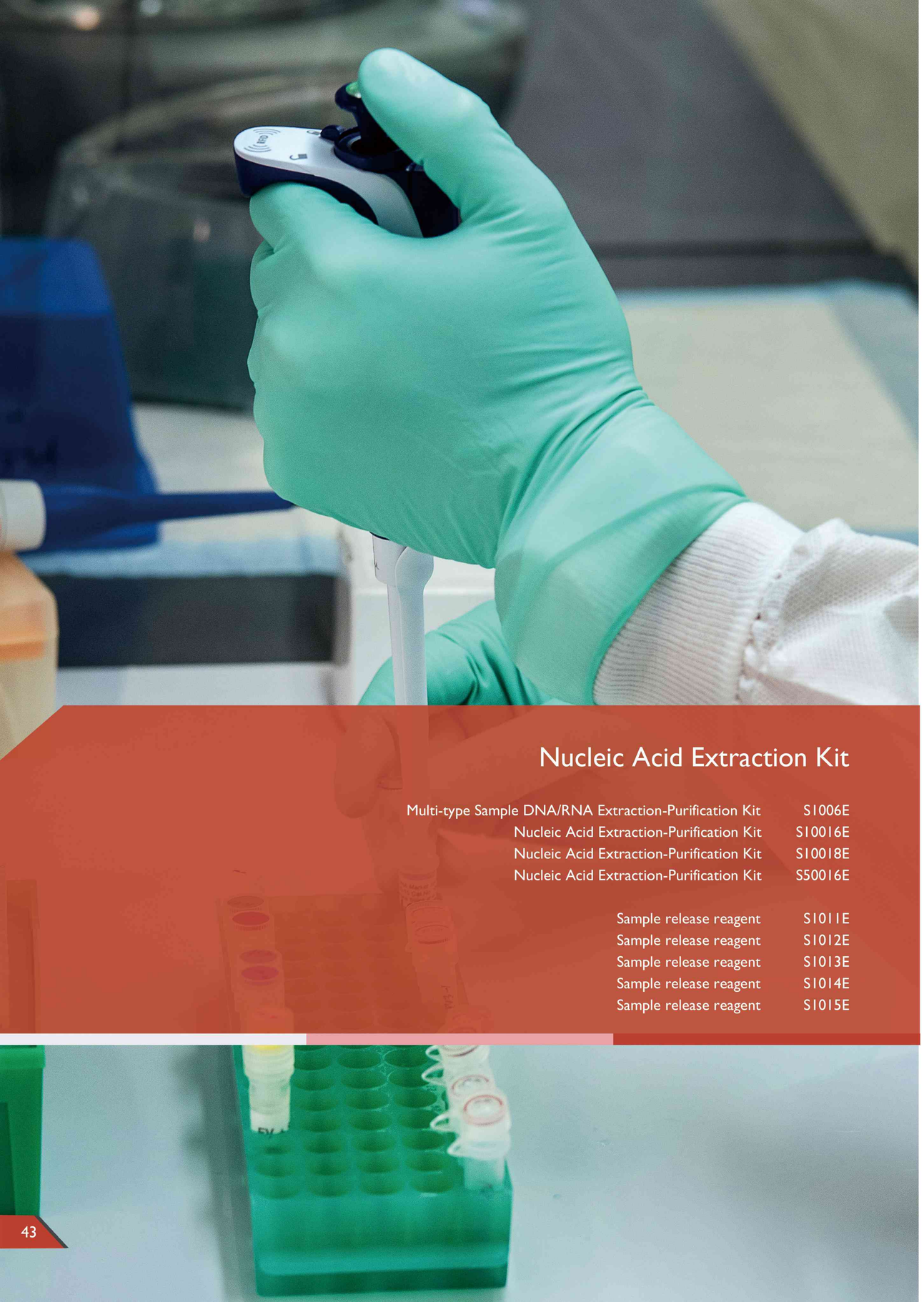

Nucleic Acid Extraction Kit

Multi-type Sample DNA/RNA Extraction-Purification Kit	S1006E
Nucleic Acid Extraction-Purification Kit	S10016E
Nucleic Acid Extraction-Purification Kit	S10018E
Nucleic Acid Extraction-Purification Kit	S50016E
Sample release reagent	S1011E
Sample release reagent	S1012E
Sample release reagent	S1013E
Sample release reagent	S1014E
Sample release reagent	S1015E

Suprall superparamagnetic bead extraction technology

Suprall extraction reagent is an innovative product based on Sansure superparamagnetic bead technology, which can accomplish the unified extraction of nucleic acids in various gene detection applications and samples. It can provide comprehensive solutions for nucleic acid extraction. In infectious disease diagnosis, genetic disease screening, birth defect prevention, tumor screening, individualized diagnosis and treatment, detection of disease susceptibility genes, sequencing services and other fields

Features & Advantages

Multiple sample types	Serum, plasma, throat swab, nasal swab, genital secretion, exfoliated cells, urine, sputum, anal swab, feces, FFPE, etc
Extraction DNA/RNA	DNA and RNA extraction can be realized simultaneously with the same extraction reagents and procedures
Multiple test items	SC2, SC2/infA/B, inful A/B, TB, MP, HPV, CT, UU, NG, HSV, EBV, HCMV, EV, 6RP, 6LRP,etc
Fully automation enabled	Natch CS2, Natch CS3, Natch 48, Natch 16S
Various downstream applications	RT-PCT, qPCR, Gene chip, Gene sequencing, etc

Product performance

Item No.	Product name	Packing	Specifications
S1006E	Multi-type Sample DNA/RNA Extraction-Purification Kit	Normal	24T/48T/96T
S10016E	Nucleic Acid Extraction-Purification Kit	Prepackage	48T/64T/96T
S10018E	Nucleic Acid Extraction-Purification Kit	Normal	48T/96T
S50016E	Nucleic Acid Extraction-Purification Kit	Prepackage	48T/64T/96T

Sample nucleic acid release technology

Sansure rapid nucleic acid release technology platform is an international leading PCR technology with simple process. It adopts unique nucleic acid release technology to rapidly lysis pathogens at room temperature without boiling, centrifugation and tube changing. It can quickly extract nucleic acid samples through simple operation to meet the needs of rapid screening and clinical monitoring.

Simple Work Flow



Add nucleic acid release reagent → Add sample → Add reaction solution → Testing

Features & Advantages

Multiple sample types	Serum, plasma, throat swab, nasal swab, genital secretion, exfoliated cells, urine, sputum, anal swab, etc
Extraction DNA/RNA	DNA and RNA extraction can be realized simultaneously with the same extraction reagents and procedures
Multiple test items	SC2, SC2/infA/B, TB, MP, HBV, HPV, CT, UU, NG, HSV, EBV, HCMV, 6RP, 6LRP, etc
Fully automation enabled	Natch CS2, Natch CS3
Various downstream applications	RT-PCT, qPCR, etc

Product performance

Item No.	Product name	Specifications
S1011E	Sample release reagent	48T
S1012E	Sample release reagent	48T
S1013E	Sample release reagent	48T
S1014E	Sample release reagent	24T/48T/96T
S1015E	Sample release reagent	24T/48T/96T

Fully Automated Nucleic Acid Extraction System

Natch CS2

Natch CS2

Fully Automated Nucleic Acid Extraction System

Natch CS2 is a fully automated nucleic acid extraction system with high throughput, high accuracy, high efficiency as well as contamination prevention strategy developed by Sansure Biotech. S-S13A directly operate with vacuum blood collection. It has sample carriers, reagent carriers, tips carries, sample arms, vibrating and heating module, refrigeration module, magnetic adsorption module, scanning module, protection system, delivery system and industrial control system, as well as convenient operation, standard working process which could reduce manual operation error, enhance accuracy of testing results, design a systematic solution for a high–accuracy, simple and automatic laboratory.

Product Performance

- Integrated mechanical arm, perfect operation
- Different throughputs 48/96 throughput, more choices
- Performance optimization, module upgrade
- Simple operation, fully automated
- Regional professional technical service team, Fast response to customer needs, Guarantee smooth system operation

Specifications

Instrument model	S-S13A
Sample type	Serum, plasma, whole blood, secretions, exfoliated cells, tissues, throat swabs, anal swabs, urine, feces, etc.
Sample type Volume	Rapid extraction ≤96 tests/batch; magnetic bead extraction ≤96 tests/batch
Extraction Time	Fast extraction of 96 tests ≤ 30 minutes; magnetic bead extraction 48 tests ≤60 minutes,96 tests ≤90 minutes
Sample tube specifications	Compatible with various original sample tubes
Pipetting range	10–1000uL
Sample loading function	Automatic liquid level detection, clot detection, Tips detection, air tightness detection function
Extraction principle	One–tube technology, magnetic–bead technology
Magnetic field control	Permanent magnet mode, patented design, super strong three-dimensional surround magnetic attraction technology
Blending mode	Vortex omnidirectional liquid mixing
Temperature control range	Adjustable from room temperature to 100℃
Anti-pollution system	UV lamp function, top discharge system, anti-pollution function of moving path
Barcode scanning	Sample scanning system, support multiple barcodes
Interface Type	USB, RS232 port, support LIS system
Machine size and weight	1320 × 850 × 1600 mm (L×W×H) , weight:340Kg
Working power	Voltage:100V-120V/200V-240VAC, frequency:50/60Hz

Available Project

- Hepatitis and AIDS: HBV, HCV, HIV
- Sexually Transmitted Diseases: CT, NG, UU, HSV 2, HSV 1/2
- Women's Health: Pooled hrHPV and hrHPV genotyping
- Respiratory Tract Disease: TB, MP, RSV, ADV, BP
- Gastrointestinal Diseases: HFMD
- Prenatal and Postnatal care: CMV, EBV
- Genetic Test: Alpha-Thalassemia, BRCA I/2, BRAF, EGFR, KRAS, PIK3CA
- Blood Screening: HBV/HCV/HIV I/HIV2
- Public Health: Influenza A/B, HINI, H7N9
- Customerized Projects

PCR detection,gene chip sequencing services,scientific research,basic research

Fully Automated Nucleic Acid Extraction System

Natch CS3

Natch CS3

Fully Automated Nucleic Acid Extraction System

Natch CS3 is fully automated nucleic acid extraction instrument with high-throughput, high-precision, high-efficiency and anti-pollution function developed by Sansure Biotech. It can directly load the original sample tube and complete the tube de-cap, sample pipetting, nucleic acid extraction, PCR system setup in one operation. With one-click convenient operation, standardized workflow, this system can greatly reduce the error of manual operation and improve the accuracy of detection results, providing a systematic solution for creating a highly refined, simplified, automated and systematic laboratory.

Product Performance

- De-cap, extraction and PCR reaction system setup consecutive
- Support different tubes and 48/96 throughput, more flexible for choices
- Separate 8 sampling modules, complete 96 samples extraction in only 80 min
- Simple operation, smart monitoring and safe anti-pollution system

Specifications

Instrument model	S-S13B
Sample type	Serum, plasma, whole blood, secretions, exfoliated cells, tissues, throat swabs, anal swabs, urine, feces, etc.
Sample throughput	Rapid extraction 1-96 samples Magnetic bead extraction 1-96 samples
Whole Extraction time	80 min
Sample tube specification	Compatible with various original sample tubes
Pipetting range	5-1000 μL
De-cap module	4 modules
Sampling module	8 modules
Sample loading function	Automatic liquid level detection, clot detection, tips detection, liquid remaining volume alarm
Extraction principle	One-tube technology, magnetic-bead technology
Temperature control range and sensitivity	Adjustable from room temperature to 120°C, ±1°C
Anti-pollution system	UV lamp function, anti-pollution function of moving path
Interface Type	VGA, USB, WLAN, HDMI, RS232 port, support LIS
Barcode scanning	Code39, Code128, EAN, UPC, Codabar, etc.
Machine size and weight	1500mm×800mm×1700 mm (L×W×H), weight 450 kg
Touch Screen	15.6 inch

Available Project

- Hepatitis and AIDs: HBV, HVC, HIV
- Women's Health: Pooled hrHPV and hrHPV genotyping
- Gastrointestinal Diseases: HFMD
- Genetic Test: Alpha-Thalassemia, BRCA 1/2, BRAF, EGFR, KRAS, PIK3CA
- Public Health: Influenza A/B, H1N1, H7N9
- Sexually Transmitted Diseases: CT, NG, UU, HSV 2, HSV 1/2
- Respiratory Tract Diseases: TB, MP, RSV, ADV, BP
- Prenatal and Postnatal care: CMV, EBV
- Blood Screening: HBV/HCV/HIV 1/HIV 2
- Customized Projects

Nucleic Acid Extraction System

Natch 48

Natch 48

Automatic nucleic acid extraction

Sansure Natch 48 nucleic acid extraction is designed for RNA/DNA extraction and purification. The magnetic beads/samples can be transferred through the adsorption, transfer and release of magnetic bar and magnetic sleeves. Operations of the tests are rapid, simple, and highly automated which can also match different types of magnetic beads extraction kits, extract animals and plants tissues, blood and fluid samples etc.

Product Performance

- Natch 48 nucleic acid extraction system can complete sample extraction in 16 mins
- The human-machine interactive interface is intuitive and friendly, and it can pause anytime.
- Natch 48 throughput can be changed by replacing the magnetic rod frame in the internal structure of the instrument.
- It can automatically adjust the height of the magnetic bar, and the variable speed oscillation module can adsorb more magnetic beads.
- The instrument can fit in the large and medium-sized biosaftey cabinet

Specifications

Name	Natch 48
Working principle	Magnetic bead method
Sample type volume	1 - 48 test/batch
Working volume	30 - 2000 uL
Number of magnetic rods	48
Heating temperature	Room temperature -125℃
Temperature control accuracy	2%
Oscillating for mixing	Shake up and down to mix, 11 match different mixing modes, variable speed mixing mode
Magnetic bead recovery rate	>95%
Extraction time	16mins match with prepackage reagent
Contamination prevention and control	Built-in UV and air filtration system
Operation method	Touch control
Built-in program	Up to 120 groups of programs can be used
Program management	New, edit, delete, search function
Dimensions and weight	655 × 655 × 520 mm (L×W×H) /65KG

Automated Nucleic Acid Extraction System

Natch 16S

Natch 16S

Automatic nucleic acid extraction system

Natch 16S is the new nucleic acid extraction system designed for DNA/RNA extraction and purification developed by Sansure Biotech. Based on designed and patented magnetic bar and deep well plate, this system can work immediately without any other accessory. Besides, operation of sample extraction and purification is rapid, simple, and highly automated which can match different types of magnetic beads extraction kits. It can also support serum, plasma, genital secretion, cervical exfoliated cells, urine, sputum, etc.

Product Performance

- Faster: Finish nucleic acid extraction and purification in 10-30 min
- More flexible: 1-16 throughout for choice, avoid reagent waste
- Safer: HEPA filter and UV lamp equipped to lower pollution risk
- User-friendly: Small size and light weight with touch screen and easy-to-use software

Specifications

Technical parameter

Name	Natch 16S
Working principle	Magnetic bead method
Sample throughput	1-16 test/batch
Working volume	50-1000 μL
Number of magnets bar	16
Heating temperature	Room temperature to 120°C
Extraction time	15 min/batch
Extraction tube accuracy	CV≤5%
Mixing pattern	Shake up and down to mix, different mixing models, variable mixing speed and amplitude
Contamination prevention and control	Built-in UV and air filtration system
Operation method	Touch control
Built-in program	Up to 120 groups of programs can be used
Program management	New, edit, delete, import, export, search function
Dimensions and weight	220×440×425 mm (L×W×H) / 16 kg

● S-Q31A

●S-Q31B

Portable Molecule Workstation

iPonatic S-Q31A

iPonatic S-Q31B

iPonatic Portable Molecule Workstation

The Sansure iPonatic portable molecular workstation aims to subvert the traditional mode and bring precision medicine into thousands of households. It can provide quick and convenient diagnosis results for clinical emergency, health management, military safety, biological emergency and other fields.

Product Performance

- Get result within 8-45 minutes
- Simple manual operation
- Easy to use integration of extraction and amplification
- Intelligent voice prompt analyse results automaticlly

Specifications

Model	S-Q31A	S-Q31B
Sample module	1	4
Heating rate	Max 6℃/ s （50℃~95℃）	Max 6℃/ s （50℃~95℃）
Cooling rate	Max 2℃/ s （50℃~95℃）	Max 2℃/ s （50℃~95℃）
Heating/cooling technology	Liquid metal coated ceramic heating/air bath cooling	
Temperature control	Independent heating module can realize single module control	
Temperature control range	Room temperature ±5℃~99℃	
Sample volume	25uL/50uL	
Excitation light source	LED	
Detector	High sensitivity photodiode	
Detection method	Real-time dynamic monitoring	
Detection channel	4	
Sensitivity	Can detect single copy genes	
Power parameters	AC100–240V, 50/60HZ	AC100 - 220V, 50/60HZ
Size	230x284x376mm (LxWxH)	280x336x436mm (LxWxH)
Weight	9.7Kg	13Kg

Portable Molecular Workstation

iPonatic S-Q36A

iPonatic S-Q36A

iPonatic 3, as the new series of molecular point-of-care testing (POCT) platform, integrates "Nucleic acid extraction", "PCR amplification" and "Data analysis" into one system based on Sansure patented one-tube sample release technology. Collocating with prepackaged reagent, it only needs minimum steps and can achieve "sample-in, result-out". This system can be used not only in large hospitals, but also in different scenarios such as primary medical institutions, fever clinics, customs, airports and other fields.

Product Performance

- Fast: Sample-in, result-out within 8-45 min
- Simple: Integrated system with prepared cartridge, just need load sample
- Safe: Fully enclosed detection process, lower cross-contamination and infection risk
- Intelligent: Flexible combination and wireless connection controlled by central smart screen

Specifications

Model	S-Q36A
Sample module	1, configuration up to 8 modules
Heating rate	Max 10℃/sec (50-100°C)
Cooling rate	Max 3℃/sec (50-100°C)
Heating/cooling technology	Liquid metal coated ceramic heating/air bath cooling
Temperature condition	Operating conditions: 10°C-30°C Transportation and storage: -40°C-55°C
Temperature control range	Room temperature to 99℃
Temperature accuracy	0.5℃
Excitation light source	LED
Detector	High sensitivity photodiode
Detection method	Real-time dynamic monitoring
Detection Channels	4 (FAM, VIC/HEX, ROX/Texas Red, CY5)
Interfaces/communication	USB2.0, RJ45, Type-C, WI-FI, Bluetooth, LIS_LH7
Power parameters	100-240 VAC, 50/60Hz
Dimension	391×140×368 mm (L×W×H)
Weight	7.2kg

Real-time PCR instruments

MA-6000

SLAN-96P

MA-1630Q

Real-time PCR instruments

Product Features

MA-6000

- The world's leading optical detection technology and advantages
- Abundant software platform
- Temperature Control Technology and Innovation

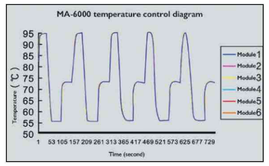

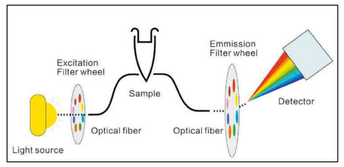

Innovative dual 48/48 reaction blocks
increased efficiency and flexibility

Much faster
generates accurate results in less than 50 minutes

Professional multiplex detection channels
true 6plex Real-time PCR

Outstanding performance
reduce experimental error

Powerful yet easy to use multitasking software
excellent tools for high-quality data analysis

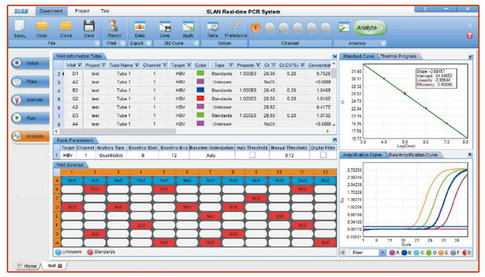

SLAN-96P Multi-tasking Software Interface (analysis screen)

MA-1630Q

Portable	Small size, light weight, easy for carry
Powerful	Abundant working platform for choice
Fast	PCR result available in only 41-44 min
Compatible	8-tube strip and single tube practicable, up to 16 tubes

Product List

Respiratory tract infections (RTIs)

Products	Spec.	Serial No.
Novel Coronavirus(2019-nCoV) Nucleic Acid Diagnostic Kit (PCR-Fluorescence Probing)	24T/48T	S3102E
SARS-CoV-2 and Influenza A/B Virus Multiplex Nucleic Acid Diagnostic Kit (PCR-Fluorescence Probing)	24T/48T	S3113E
SARS-CoV-2 Rapid Antigen Test (Colloidal Gold Method)	25T	S3109E
SARS-CoV-2 Rapid Antigen Test(Immunochromatography Assay)	25T	S3120E
SARS-CoV-2 Rapid Antigen Test(Immunochromatography Assay)	1T/5T	S3120E-H
SARS-CoV-2 Multiplex Nucleic Acid Diagnostic Kit (PCR-Fluorescence Probing)	24T/48T/96T	S3123E
Detection Kit for 5 Mutations of SARS-CoV-2 (PCR-Fluorescence Probing)	24T/48T	S3124E
Multiple Respiratory Pathogens Nucleic Acid Diagnostic Kit (PCR-Fluorescence Probing)	24T/48T	S3163E
Six Respiratory Pathogens Multiplex Nucleic Acid Diagnostic Kit (Multiplex PCR-Fluorescence Probing)	24T	S3310E
Six Respiratory Pathogens Nucleic Acid Diagnostic Kit (PCR-Fluorescence Probing)	24T	S3066E
Mycobacterium Tuberculosis DNA Fluorescence Diagnostic Kit (PCR-Fluorescence Probing)	48T	S3018E
Adenovirus Nucleic Acid Diagnostic Kit (PCR-Fluorescence Probing)	24T/48T	S3334E
Influenza A/B Virus Nucleic Acid Diagnostic Kit (PCR-Fluorescence Probing)	24T/48T	S3353E
Influenza A Virus RNA Diagnostic Kit (PCR-Fluorescence Probing)	24T	S3275E
Mycoplasma Pneumoniae DNA Fluorescence Diagnostic Kit (PCR-Fluorescence Probing)	48T	S3016E
Respiratory Syncytial Virus RNA Diagnostic Kit (PCR-Fluorescence Probing)	24T	S3048E
SARS-CoV-2, Influenza Virus and Respiratory Syncytial Virus Multiple Nucleic Acid Diagnostic Kit (PCR-Fluorescence Probing)	24T/48T	S3148E
Influenza A/B Virus and Respiratory Syncytial Virus Multiplex Nucleic Acid Diagnostic Kit (PCR-Fluorescence Probing)	24T/48T	S3336E
Adenovirus and Influenza A/B Virus Multiplex Nucleic Acid Diagnostic Kit(PCR-Fluorescence Probing)	24T/48T	S3335E
Legionella pneumophila Nucleic Acid Diagnostic Kit (PCRFluorescence Probing)	24T/48T	S3313E
Human Rhinovirus Nucleic Acid Diagnostic Kit (PCR-Fluorescence Probing)	24T/48T	S3170E
Human Metapneumovirus Nucleic Acid Diagnostic Kit (PCR-Fluorescence Probing)	24T/48T	S3157E
Ebola Virus Nucleic Acid Diagnostic Kit (PCR-Fluorescence Probing)	24T/48T	S3154E
Parainfluenza Virus type 1, 2 and 3 Nucleic Acid Diagnostic Kit (PCRFluorescence Probing)	24T/48T	S3149E
SARS-CoV-2, Influenza Virus and Respiratory Syncytial Virus Multiple Nucleic Acid Diagnostic Kit (PCR-Fluorescence Probing)	24T/48T	S3148E
Staphylococcus Aureus Nucleic Acid Diagnostic Kit (PCR-Fluorescence Probing)	24T/48T	S3143E
Ebola Virus and Lassa Fever Virus Nucleic Acid Diagnostic Kit (PCR-Fluorescence Probing)	24T/48T	S3139E
Drug Resistant Bordetella pertussis Nucleic Acid Diagnostic Kit (PCR-Fluorescence Probing)	24T/48T	S3136E
Bocavirus Nucleic Acid Diagnostic Kit (PCR-Fluorescence Probing)	24T/48T	S3117E
Chikungunya virus Nucleic Acid Diagnostic Kit (PCR-Fluorescence Probing)	24T/48T	S3332E
Human Coronavirus (MERS) Nucleic Acid Diagnostic Kit (PCR-Fluorescence Probing)	24T/48T	S3174E

Sexually transmitted infections (STIs)

Products	Spec.	Serial No.
Human Papillomavirus DNA Diagnostic Kit (PCR-Fluorescence Probing)	48T	S3057E
Human Papillomavirus DNA (23 genotypes) Diagnostic Kit (PCR-Fluorescence Probing)	24T/48T	S3108E
High-risk Human Papillomavirus DNA (Genotype) Diagnostic Kit (PCR-Fluorescence Probing)	24T	S3027E
15 High-risk Human Papillomavirus DNA Diagnostic Kit (PCR-Fluorescence Probing)	48T	S3031E
Human papillomavirus (Type 6 and 11) DNA Fluorescence Diagnostic Kit (PCR-Fluorescence Probing)	48T	S3017E
Human papillomavirus (Type 16 and 18) DNA Fluorescence Diagnostic Kit (PCR-Fluorescence Probing)	48T	S3019E
Human Papillomavirus DNA (26 Genotypes) Diagnostic Kit (PCR-Fluorescence Probing)	24T	S3068E
Chlamydia Trachomatis/Ureaplasma Urealyticum/Neisseria Gonorrhoeae DNA Diagnostic Kit (PCR-Fluorescence Probing)	48T	S3050E
Chlamydia Trachomatis DNA Fluorescence Diagnostic Kit (PCR-Fluorescence Probing)	48T	S3001E
Herpes Simplex Virus Type 2 DNA Fluorescence Diagnostic Kit (PCR-Fluorescence Probing)	48T	S3002E
Neisseria Gonorrhoeae DNA Fluorescence Diagnostic Kit (PCR-Fluorescence Probing)	48T	S3003E
Ureaplasma Urealyticum DNA Fluorescence Diagnostic Kit (PCR-Fluorescence Probing)	48T	S3004E
Herpes Simplex Virus DNA Fluorescence Diagnostic Kit (PCR-Fluorescence Probing)	48T	S3028E
Mycoplasma genitalium DNA Diagnostic Kit(PCR-Fluorescence Probing)	48T	S3065E
Mycoplasma genitalium/Mycoplasma hominis/Trichomonas vaginalis Nucleic Acid Diagnostic Kit (PCR-Fluorescence Probing)	24T/48T	S3250E
Bacterial Vaginosis Pathogen Multiplex Nucleic Acid Diagnostic Kit (PCR-Fluorescence Probing)	24T/48T	S3266E
Aerobic Vaginitis Pathogen Multiplex Nucleic Acid Diagnostic Kit (PCR-Fluorescence Probing)	24T/48T	S3267E

Blood borne infections (BBIs)

Products	Spec.	Serial No.
Nucleic Acid Test Kit for HBV, HCV, HIV (Type1+2) (Real-time PCR)	96T	C004E
Nucleic Acid Test Kit for HBV, HCV, HIV (Type1+2) (Real-time PCR)	96T	C003E
Hepatitis B Virus DNA Quantitative Fluorescence Diagnostic Kit (PCR-Fluorescence Probing)	48T	S3118E
"Hepatitis C Virus RNA Quantitative Fluorescence Diagnostic Kit (PCR-Fluorescence Probing) "	24T	S3119E
Hepatitis B Virus DNA Quantitative Fluorescence Diagnostic Kit (PCR-Fluorescence Probing)	48T	S3011E
Hepatitis C Virus RNA Quantitative Fluorescence Diagnostic Kit (PCR-Fluorescence Probing)	24T	S3012E
Hepatitis B Viral DNA Quantitative Fluorescence Diagnostic Kit (PCR-Fluorescence Probing)	48T	S3013E
Hepatitis C Virus Genotype Diagnostic Kit (PCR-Fluorescence Probing)	12T	S3034E
Hepatitis B Virus Genotype Diagnostic Kit (PCR-Fluorescence Probing)	24T	S3035E
"Human Immunodeficiency Virus Type 1 RNA Quantitative Fluorescence Diagnostic Kit (PCR-Fluorescence Probing)"	48T	S3046E

Gastrointestinal Infections (GIIs)

Products	Spec.	Serial No.
Hepatitis A Virus RNA Nucleic Acid Diagnostic Kit (PCR-Fluorescence Probing)	24T	S3179E
Hepatitis E Virus RNA Nucleic Acid Diagnostic Kit (PCR-Fluorescence Probing)	24T	S3183E
Enterovirus/Coxsackievirus A16/Enterovirus 71 RNA Diagnostic Kit (PCR-Fluorescence Probing)	24T	S3053E
Diagnostic Kit for Coxsackievirus A16 RNA (PCR-Fluorescence Probing)	24T	S3020E
Diagnostic Kit for Enterovirus RNA (PCR-Fluorescence Probing)	24T	S3021E
Diagnostic Kit for Enterovirus 71 RNA (PCR-Fluorescence Probing)	24T	S3022E
Coxsachievirus A10 Real Time RT-PCR Diagnostic Kit (PCR-Fluorescence Probing)	24T	S3073E
Coxsachievirus A6 Real Time RT-PCR Diagnostic Kit (PCR-Fluorescence Probing)	24T	S3074E
Enterococcus Faecalis Nucleic Acid Diagnostic Kit (PCR-Fluorescence Probing)	24T/48T	S3198E
Enterococcus Faecium Nucleic Acid Diagnostic Kit (PCR-Fluorescence Probing)	24T/48T	S3199E
Enterococcus Faeciuma and Enterococcus Faecalis Nucleic Acid Diagnostic Kit (PCR-Fluorescence Probing)	24T/48T	S3200E
Vibrio Cholerae Nucleic Acid Diagnostic Kit (PCR-Fluorescence Probing)	24T/48T	S3201E
Norovirus Nucleic Acid Diagnostic Kit (PCR-Fluorescence Probing)	24T/48T	S3202E
Coxsachievirus A6 and A10 Nucleic Acid Diagnostic Kit (PCR-Fluorescence Probing)	24T/48T	S3203E
Helicobacter pylori universal Nucleic Acid Diagnostic Kit (PCR-Fluorescence Probing)	24T/48T	S3204E
Vibrio Parahaemolyticus Nucleic Acid Diagnostic Kit (PCR-Fluorescence Probing)	24T/48T	S3208E
Campylobacter jejuni Nucleic Acid Diagnostic Kit (PCR-Fluorescence Probing)	24T/48T	S3209E
Campylobacter fetus Nucleic Acid Diagnostic Kit (PCR-Fluorescence Probing)	24T/48T	S3210E
Plesiomonas Shigelloides Nucleic Acid Diagnostic Kit (PCR-Fluorescence Probing)	24T/48T	S3216E
Sapovirus Nucleic Acid Diagnostic Kit (PCR-Fluorescence Probing)	24T/48T	S3217E
Astrovirus/Sapovirus/Enteric Adenovirus Nucleic Acid Diagnostic Kit (PCR-Fluorescence Probing)	24T/48T	S3218E
Cryptosporidium Nucleic Acid Diagnostic Kit (PCR-Fluorescence Probing)	24T/48T	S3219E
Norovirus GI and GII Nucleic Acid Diagnostic Kit (PCR-Fluorescence Probing)	24T/48T	S3220E
Norovirus GI/GII/Sapovirus Nucleic Acid Diagnostic Kit (PCR-Fluorescence Probing)	24T/48T	S3221E
Norovirus GI/GII/Rotavirus Nucleic Acid Diagnostic Kit (PCR-Fluorescence Probing)	24T/48T	S3222E
Coxsackievirus A6/A10/A16/Enterovirus 71 Nucleic Acid Diagnostic Kit (PCR-Fluorescence Probing)	24T/48T	S3223E
Vibrio Cholerae O1 and O139 Nucleic Acid Diagnostic Kit (PCR-Fluorescence Probing)	24T/48T	S3224E
Rotavirus A/Norovirus/Enteric Adenovirus Nucleic Acid Diagnostic Kit (PCR-Fluorescence Probing)	24T/48T	S3225E
Salmonella/Yersinia Enterocolitica/Campylobacter Nucleic Acid Diagnostic Kit (PCR-Fluorescence Probing)	24T/48T	S3226E
Salmonella Paratyphi Nucleic Acid Diagnostic Kit (PCR-Fluorescence Probing)	24T/48T	S3234E
Salmonella Typhi Nucleic Acid Diagnostic Kit (PCR-Fluorescence Probing)	24T/48T	S3235E
Adenovirus Group F Nucleic Acid Diagnostic Kit (PCR-Fluorescence Probing)	24T/48T	S3236E

Escherichia coli O157 Nucleic Acid Diagnostic Kit (PCR-Fluorescence Probing)	24T/48T	S3237E
Yersinia Enterocolitica Nucleic Acid Diagnostic Kit (PCR-Fluorescence Probing)	24T/48T	S3238E
Human Rotavirus A Nucleic Acid Diagnostic Kit (PCR-Fluorescence Probing)	24T/48T	S3239E
Human Rotavirus B Nucleic Acid Diagnostic Kit (PCR-Fluorescence Probing)	24T/48T	S3240E
Human Rotavirus A and B Nucleic Acid Diagnostic Kit (PCR-Fluorescence Probing)	24T/48T	S3241E
Human Rotavirus A/B/C Nucleic Acid Diagnostic Kit (PCR-Fluorescence Probing)	24T/48T	S3242E
12 Human Gut Bacteria Nucleic Acid Diagnostic Kit (PCR-Fluorescence Probing)	24T/48T	S3243E
Mumps Virus Nucleic Acid Diagnostic Kit (PCR-Fluorescence Probing)	24T/48T	S3244E
Six Diarrhea Virus Nucleic Acid Detection Kit (PCR-Fluorescence Probing)	24T/48T	S3245E
5 Diarrhea Escherichia coli Nucleic Acid Detection Kit (PCR-Fluorescence Probing)	24T/48T	S3246E
Campylobacter coli Nucleic Acid Diagnostic Kit (PCR-Fluorescence Probing)	24T/48T	S3247E
Clostridium Perfringens Nucleic Acid Diagnostic Kit (PCR-Fluorescence Probing)	24T/48T	S3248E
Poliovirus type 1, type 2, and type 3 Nucleic Acid Diagnostic Kit (PCR-Fluorescence Probing)	24T/48T	S3271E
"Campylobacter jejuni / Campylobacter coli / Campylobacter lari Nucleic Acid Diagnostic Kit (PCR-Fluorescence Probing)"	24T/48T	S3277E
Salmonella Typhi and Salmonella Paratyphoid Nucleic Acid Diagnostic Kit (PCR-Fluorescence Probing)	24T/48T	S3282E
9 Diarrhea Bacteria Nucleic Acid Diagnostic Kit (PCR-Fluorescence Probing)	24T/48T	S3283E
6 Diarrhea Bacteria Nucleic Acid Diagnostic Kit (PCR-Fluorescence Probing)	24T/48T	S3287E
Enteropathogenic Escherichia Coli Nucleic Acid Diagnostic Kit (PCR-Fluorescence Probing)	24T/48T	S3288E
Adenovirus 41 Nucleic Acid Diagnostic Kit (PCR-Fluorescence Probing)	24T/48T	S3330E
Adenovirus 40 and 41 Nucleic Acid Detection Kit (PCR-Fluorescence Probing)	24T/48T	S3331E
Clostridium difficile DNA Diagnostic Kit (PCR-Fluorescence Probing)	24T/48T/12T	S3350E
4 HFMD related Pathogens Nucleic Acid Diagnostic Kit (PCR-Fluorescence Probing)	24T/48T	S3269E

Vector-borne diseases (VBD)

Products	Spec.	Serial No.
Dengue Virus RNA Nucleic Acid Diagnostic Kit (PCR-Fluorescence Probing)	24T	S3188E
Zika Virus RNA Nucleic Acid Diagnostic Kit (PCR-Fluorescence Probing)	24T	S3182E
Chikungunya virus Nucleic Acid Diagnostic Kit (PCR-Fluorescence Probing)	24T/48T	S3332E
Dengue virus, Zika virus, and Chikungunya virus Nucleic Acid Diagnostic Kit (PCR-Fluorescence Probing)	24T/48T	S3333E
MBGV/RVFV/CHIKV Nucleic Acid Diagnostic Kit (PCR-Fluorescence Probing)	24T/48T	S3169E
Yellow fever virus RNA Nucleic Acid Diagnostic Kit (PCR-Fluorescence Probing)	24T	S3190E
Plasmodium Nucleic Acid Diagnostic Kit (PCR-Fluorescence Probing)	24T	S3187E
Japanese Encephalitis virus Nucleic Acid Diagnostic Kit (PCR-Fluorescence Probing)	24T/48T	S3253E
Japanese Encephalitis Virus/Tick-Borne Encephalitis Virus/West Nile Virus/Dengue Virus (JEV/TBEV/WNV/DFV) Nucleic Acid Diagnostic Kit (PCR-Fluorescence Probing)	24T/48T	S3285E
West Nile Virus Nucleic Acid Diagnostic Kit (PCR-Fluorescence Probing)	24T/48T	S3259E
Q Fever Rickettsia Nucleic Acid Diagnostic Kit (PCR-Fluorescence Probing)	24T/48T	S3171E
Trypanosoma DNA Nucleic Acid Diagnostic Kit (PCR-Fluorescence Probing)	24T	S3192E

Chronic Care Management (CCM)

Products	Spec.	Serial No.
Human KRAS Gene 7 Mutations Fluorescence Diagnostic Kit (PCR-Fluorescence Probing)	12T	S3058E
Human EGFR Gene 29 Mutations Fluorescence Diagnostic Kit (PCR-Fluorescence Probing)	12T	S3059E
Human PIK3CA Gene Mutation Fluorescence Diagnostic Kit (PCR-Fluorescence Probing)	24T	S3063E
Human BRAF Gene V600E Mutation Fluorescence Diagnostic Kit (PCR-Fluorescence Probing)	24T	S3064E
Human CYP2C19 Genetic Polymorphism Detection Kit (PCR-Fluorescence Probing)	24T	S3084E
Human ALDH2 Genetic Polymorphism Detection Kit (PCR-Fluorescence Probing)	24T	S3085E
Human MTHFR Genetic Polymorphism Detection Kit (PCR-Fluorescence Probing)	24T	S3086E
Human SLCO1B1 Genetic Polymorphism Detection Kit (PCR-Fluorescence Probing)	24T	S3087E
Human CYP2C9 and VKORC1 Genetic Polymorphism Detection Kit (PCR-Fluorescence Probing)	24T	S3088E
Human ApoE Genetic Polymorphism Detection Kit (PCR-Fluorescence Probing)	24T	S3089E
Human MTHFR and MTRR Genetic Polymorphism Nucleotide Detection Kit (PCR-Fluorescence Probing)	24T/48T	S3098E
Human TPMT Genetic Polymorphism Nucleic Acid Detection Kit (PCR-Fluorescence Probing)	24T	S3211E

Other products

Products	Spec.	Serial No.
Human Cytomegalovirus DNA Quantitative Fluorescence Diagnostic Kit (PCR-Fluorescence Probing)	48T	S3014E
Epstein-Barr virus DNA Quantitative Fluorescence Diagnostic Kit (PCR-Fluorescence Probing)	48T	S3015E
Group B Streptococcus DNA Fluorescence Diagnostic Kit (PCR-Fluorescence Probing)	24T	S3056E
Treponema Pallidum DNA Fluorescence Diagnostic Kit (PCR-Fluorescence Probing)	48T	S3070E
Human Herpers Virus 6 DNA Diagnostic Kit (PCR-Fluorescence Probing)	48T	S3071E
Varicella-zoster virus DNA Fluorescence Diagnostic Kit (PCR-Fluorescence Probing)	48T	S3090E
Candida Albicans, Acinetobacter Baumannii and Pneumocystis Jiroveci Nucleic Acid Diagnostic Kit (PCR-Fluorescence Probing)	24T/48T	S3141E
Candida Albicans, Cryptococcus Neoformans and Pneumocystis Jiroveci Nucleic Acid Diagnostic Kit (PCR-Fluorescence Probing)	24T/48T	S3142E
Methicillin-resistant Staphylococcus aureus mecA Gene Diagnostic Kit(PCR-Fluorescence Probing)	24T/48T	S3151E
BK Virus DNA Nucleic Acid Diagnostic Kit (PCR-Fluorescence Probing)	24T	S3185E
JC Virus DNA Nucleic Acid Diagnostic Kit (PCR-Fluorescence Probing)	24T	S3186E
Severe Fever With Thrombocytopenia Syndrome Bunyavirus RNA Nucleic Acid Diagnostic Kit (PCR-Fluorescence Probing)	24T	S3189E
Listeria Monocytogenes Nucleic Acid Diagnostic Kit (PCR-Fluorescence Probing)	24T/48T	S3197E
Neisseria meningitidis (Nm) nucleic Acid Diagnostic Kit (PCR-Fluorescence Probing)	24T/48T	S3262E
Neisseria Meningitidis Serogroup A, B, and C nucleic Acid Diagnostic Kit (PCR-Fluorescence Probing)	24T/48T	S3263E
Neisseria Meningitidis Serogroup W, X, and Y nucleic Acid Diagnostic Kit (PCR-Fluorescence Probing)	24T/48T	S3264E
Measles and Rubella virus (MeV/RV) RNA Diagnostic Kit (PCR-Fluorescence Probing)	24T/48T	S3278E
Masern virus, Rubella virus, and Mumps virus Nucleic Acid Diagnostic Kit (PCR-Fluorescence Probing)	24T/48T	S3279E
Haemophilus influenzae (HI) Nucleic Acid Diagnostic Kit (PCR-Fluorescence Probing)	24T/48T	S3280E

DNA/RNA Extraction Reagents and Instruments

Products	Spec.	Serial No.
Natch CS2 Fully Automated Nucleic Acid Extraction System		S-S13A
Natch CS3 Fully Automated Nucleic Acid Extraction System		S-S13B
Natch S Pro Fully Automated Nucleic Acid Extraction System		S-S14A
Natch 48 Nucleic Acid Extraction System		Natch 48
Natch 96 Nucleic Acid Extraction System		Natch 96
Natch 16S Nucleic Acid Extraction System		Natch 16S
Sample Release Reagent	48T	S1011E
Sample Release Reagent	48T	S1012E
Sample Release Reagent	48T	S1013E
Sample Release Reagent	24T/48T/96T	S1014E
Nucleic acid extraction (DNA/RNA) or purification kit(Magnetic beads method)	24T/48T	S10011E
Nucleic acid extraction (DNA) or purification kit(Magnetic beads method)	48T/96T	S10012E
Nucleic acid extraction (DNA/RNA) or purification kit (Magnetic beads method)	24T/48T	S10013E
Nucleic Acid Extraction-Purification Kit	24T/48T/96T	S10016E
Nucleic Acid Extraction-Purification Kit	48T/96T/192T	S10017E
Nucleic Acid Extraction-Purification Kit	48T/96T/192T/64T	S10018E
Nucleic Acid (RNA) Extraction or Purification Kit (Magnetic beads method)	24T	S1001E
Nucleic Acid (DNA/RNA) Extraction or Purification Kit (Magnetic beads method)	24T	S1002E
Nucleic Acid (DNA) Extraction or Purification Kit (Magnetic beads method)	48T	S1003E
Nucleic acid extraction (DNA)or purification kit (centrifugal column type)	50T	S1005E
Multi-type Sample DNA/RNA Extraction-Purification Kit (Magnetic beads method)	24T/48T/96T	S1006E
Nucleic Acid Extraction-Purification Kit	48T/96T/24T/32T/64T	S50016E

PCR Instruments

Products	Spec.	Serial No.
SLAN®-96P Real-Time PCR System		SLAN-96P
MA-6000 Real-Time Quantitative Thermal Cycler		MA 6000
MA-1630Q Real-Time Quantitative Thermal Cycler		MA1630Q
"Analysis Software for PCR-Fluorescence Detection Data"		PCR Analyzer-100
Portable Molecule Workstation		S-Q31A
Portable Molecule Workstation		S-Q31B
Portable Molecular Workstation		S-Q36A

“ INNOVATING DIAGNOSTICS FOR ALL. ”

For more details
visit www.sansureglobal.com